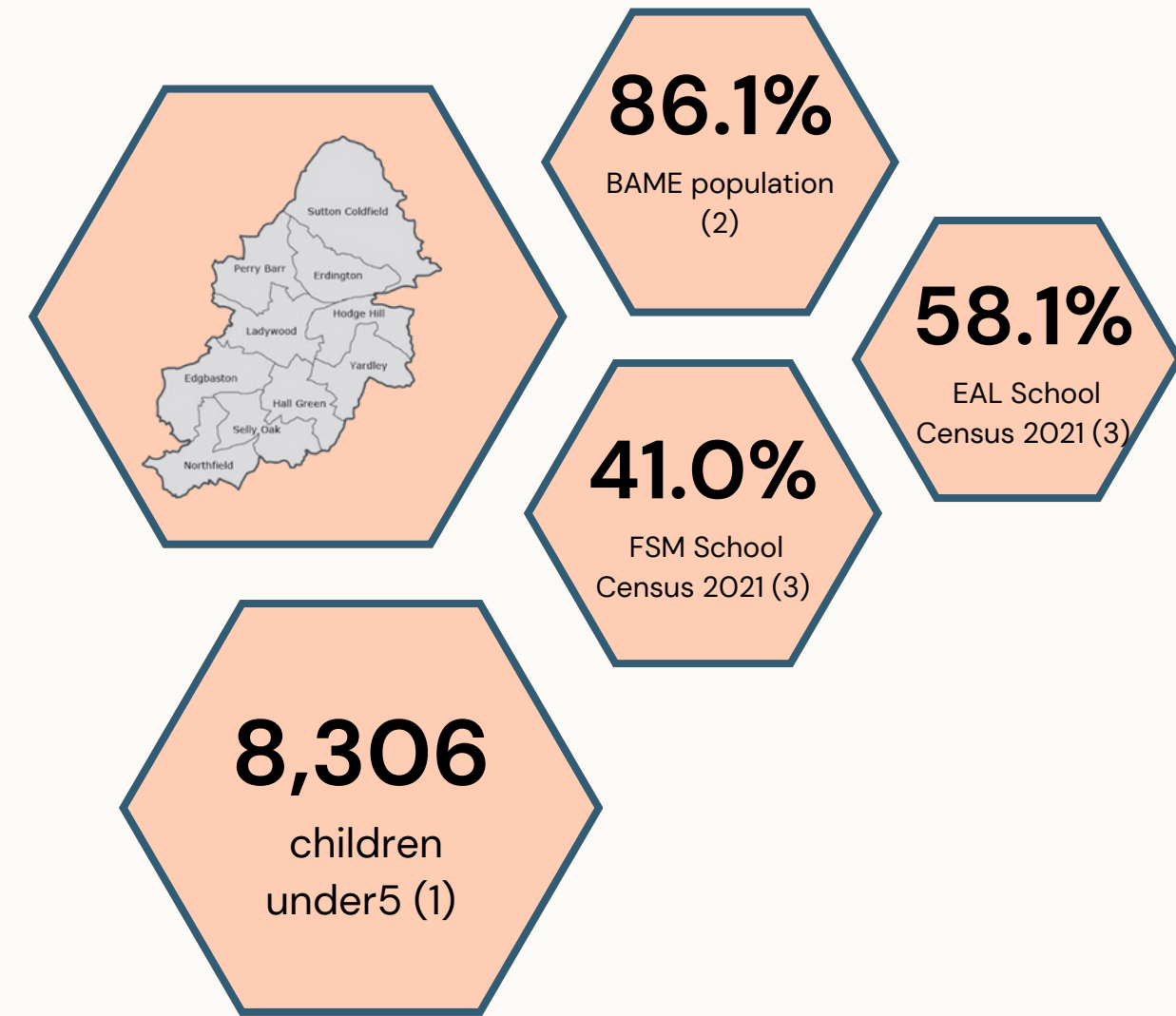
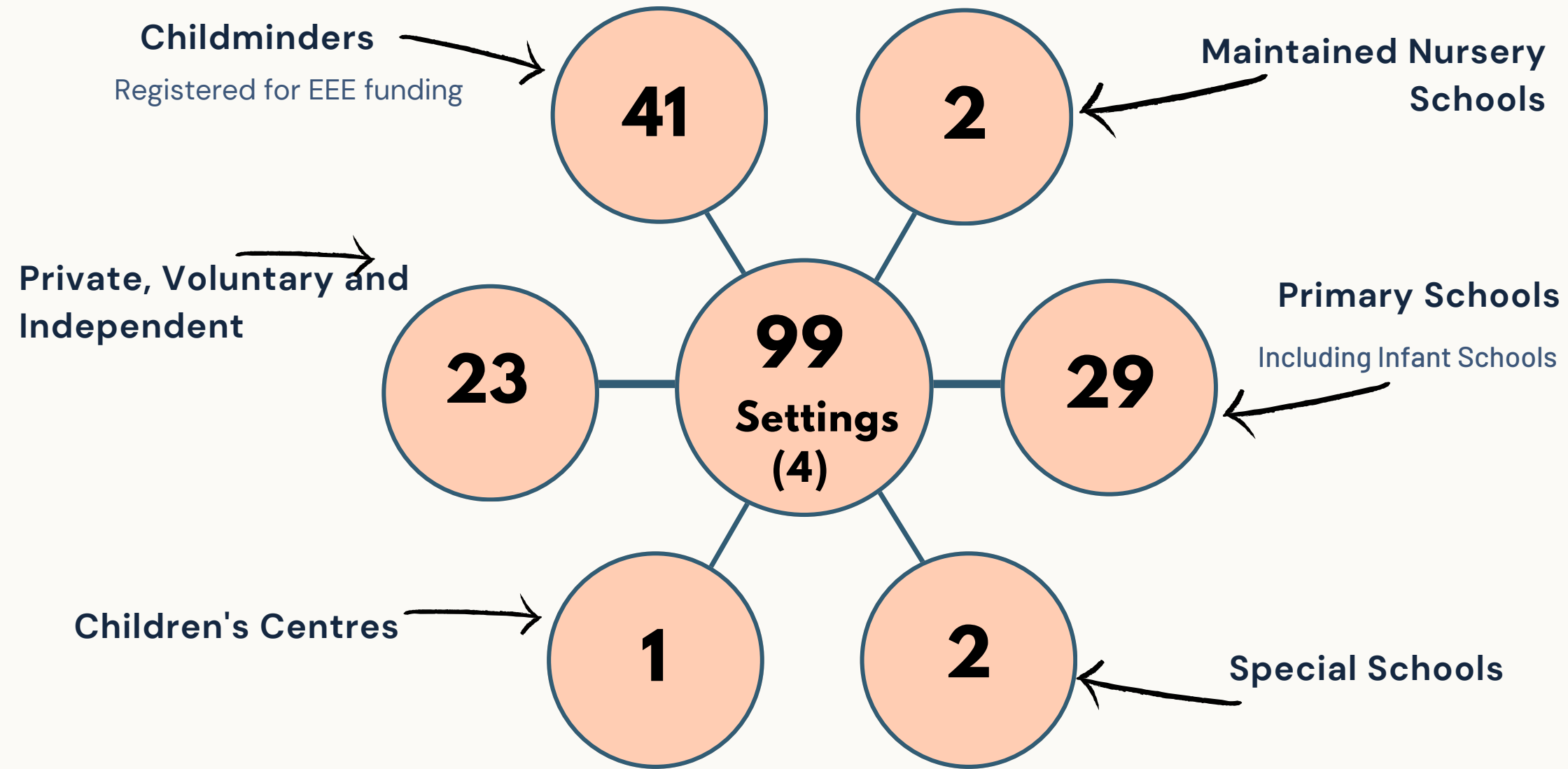


Billesley, Bournbrook & Selly Park, Bournville and Cotteridge, Brandwood and Kings Heath, Druid's Heath & Monyhull, Harborne, Highter's Heath, Stirchley,



Did you know?

The most deprived ward (34/69) is Billseley. The least deprived ward (60/69) is Bournville and Cotteridge (3)

30.7% children in the Central Locality aged 0-15 live in absolute poverty compared to 27.6% across the city (3)

14.4% children aged 4-5 in the Stirchley ward were classed as obese compared to 11% across the city (3)

March 2024

Selly Oak has a population of 109,600 (1)



Data Sources and Acronyms

Notes : Statistics highlighted in **red** indicate a percentage score lower than the national average.
 Statistics highlighted in **orange** indicate a percentage score within 2% of the national average.
 Statistics highlighted in **green** indicate a percentage score higher than the national average.


1. [2021 Census Data](#) (ONS Crown Copyright 2023)
2. [Birmingham Health Profiles 2019](#) (Birmingham.Gov.UK).
3. [Constituency Profiles](#) (Birmingham City Observatory July 2022).
4. Provision Type (Birmingham City Council: January 2024, BEYN Central Monitoring January 2024).
5. EEE Data from EYMIS: Early Years Data (Birmingham City Council).
6. Early Years Foundation Stage Profile Data 2023 (Birmingham City Council).
7. [Early Years Foundation Stage Data 2023](#) (Educational Statistics Gov.UK).
8. Maintained Nursery School Data Census Autumn 2023
9. Inclusion Support for Early Years Area SENCO Team Data Autumn 2023 (Birmingham City Council).
10. [Special Educational Needs in England 2022-2023](#) (Educational Statistics Gov.UK).

AST	Area SENCO Team
BAME	Black, Asian and Minority Ethnic
CL	Communication and Language
EAL	English as an Additional Language
EEE	Early Education Entitlement
EHCP	Education and Health Care Plan
EYFS	Early Years Foundation Stage
IDACI	Income Deprivation Affecting Children Index
FSP	Foundation Stage Profile
FSM	Free School Meals
GLD	Good Level of Development
ISEY	Inclusion Support Early years funding
MNS	Maintained Nursery School
PVI	Private, Voluntary and Independent
SEND	Special Educational Needs
SENCO	Special Educational Needs Coordinator
SSPP	SEND Support Provision Plan

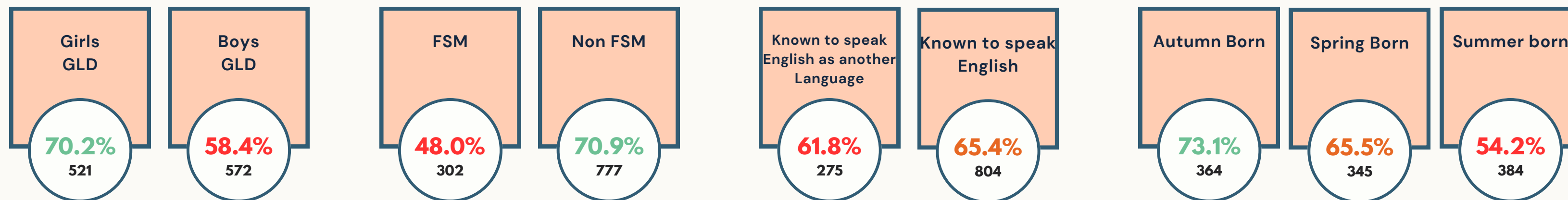
If you would like to know more about the data for your district please contact the network coordinators.

Down load available from
[Birmingham Early Years Networks](#) website

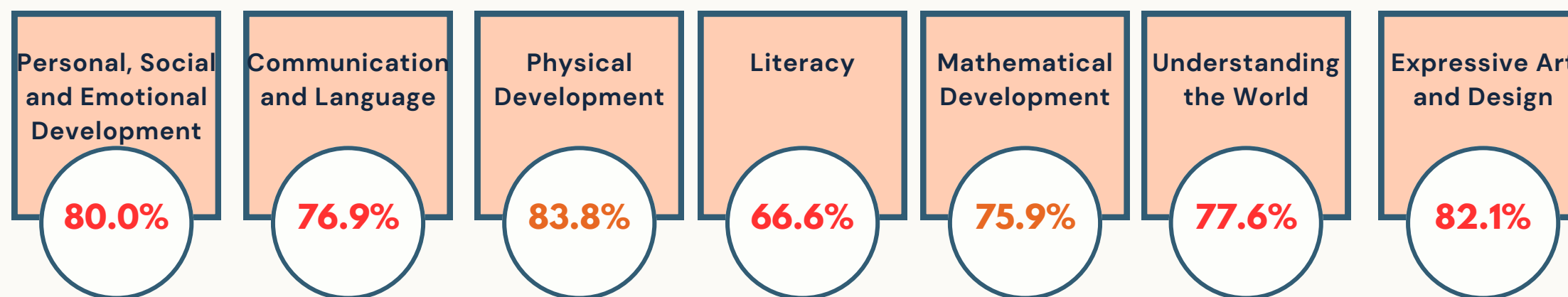
Billesley, Bournbrook & Selly Park, Bournville and Cotteridge, Brandwood and Kings Heath, Druid's Heath & Monyhull, Highter's Heath, Stirchley,



England: Good Level of Development 2022 - 65.2% (7)



GLD Birmingham: Girls - 72%, Boys - 58.5%, FSM - 58%, Non FSM - 68.5%: Autumn Born - 74.1%, Spring Born - 65.6%, Summer Born - 56.2%

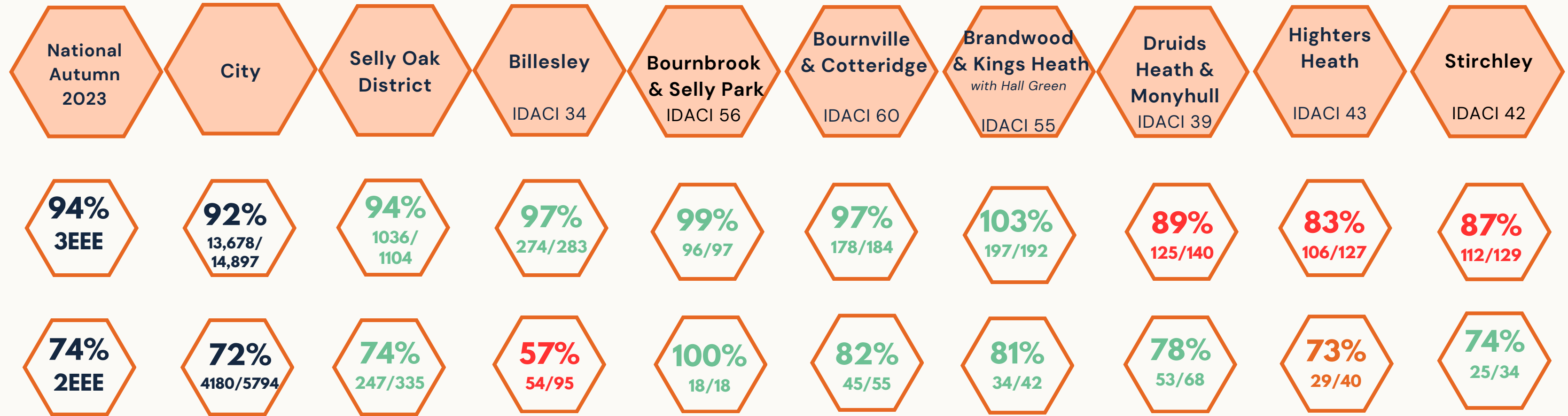


GLD Birmingham: PSED - 80.3%, CL-75.8%, PD - 82.2%, Lit - 67.0%, MD - 72.6%, UW - 75.2%, EAD - 80% CL(7)
 National : PSED - 83.2%, CL- 79.7%, PD - 85.2%, Lit - 69.7%, MD- 77.1%, UW - 80.3%, EAD - 85.0%

Foundation Stage Profile 2023 (6)
1,043
 Number of Eligible Children



Billesley, Bournbrook & Selly Park, Bournville and Cotteridge, Brandwood and Kings Heath, Druid's Heath & Monyhull, Harborne, Highter's Heath, Stirchley,



3 year Early Education Entitlement Uptake over 2 years (5)

2 year Early Education Entitlement Uptake over 2 years (5)



EEE Uptake

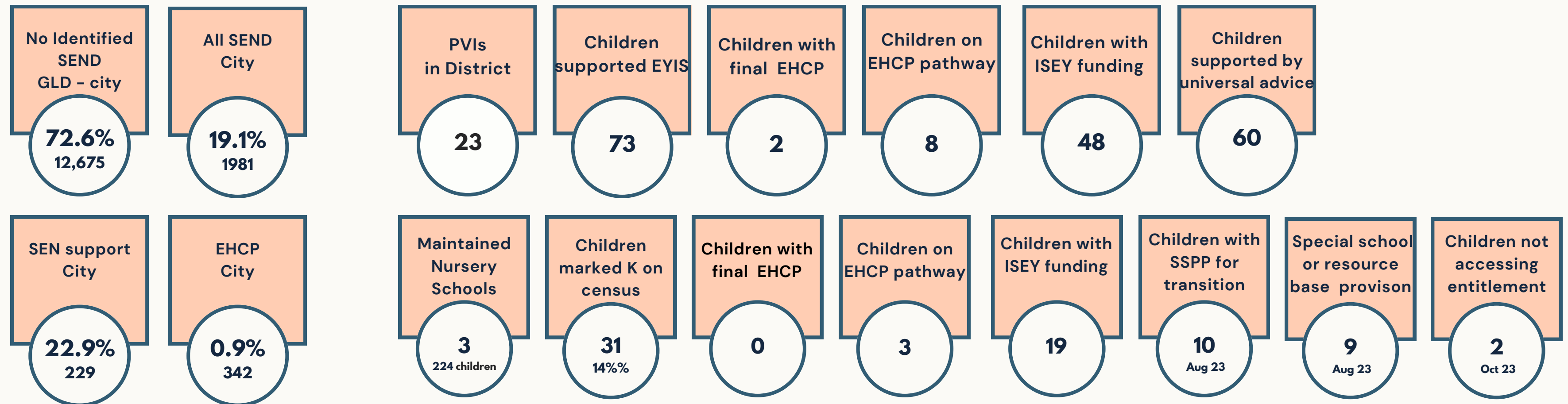
The Income Deprivation affecting Children Index (IDACI) measures the proportion of all children aged 0 to 15 living in income deprived families. Birmingham has 69 wards. 1 is the most deprived and 69 the least deprived.



Billesley, Bournbrook & Selly Park, Bournville and Cotteridge, Brandwood and Kings Heath, Druid's Heath & Monyhull, Harborne, Highter's Heath, Stirchley,

MNS data Autumn 2023 according to district of child's school (8). PVI data AREA SENCO team according to district of child's home address. (9)

Universal advice for children not in receipt of ISEY with initial concerns or SSPP



In 2022, SEN continued to be more than twice as common amongst 3 and 4-year-olds registered for the 15-hour entitlement than the 30-hour entitlement (7.0% compared with 3.3%).

The percentage of 2-year-olds registered for the 15-hour entitlement who have SEN has increased from 3.1% in 2018 to 4.1% in 2022 (10)

Special Educational Needs and Disability

Autumn 2023

