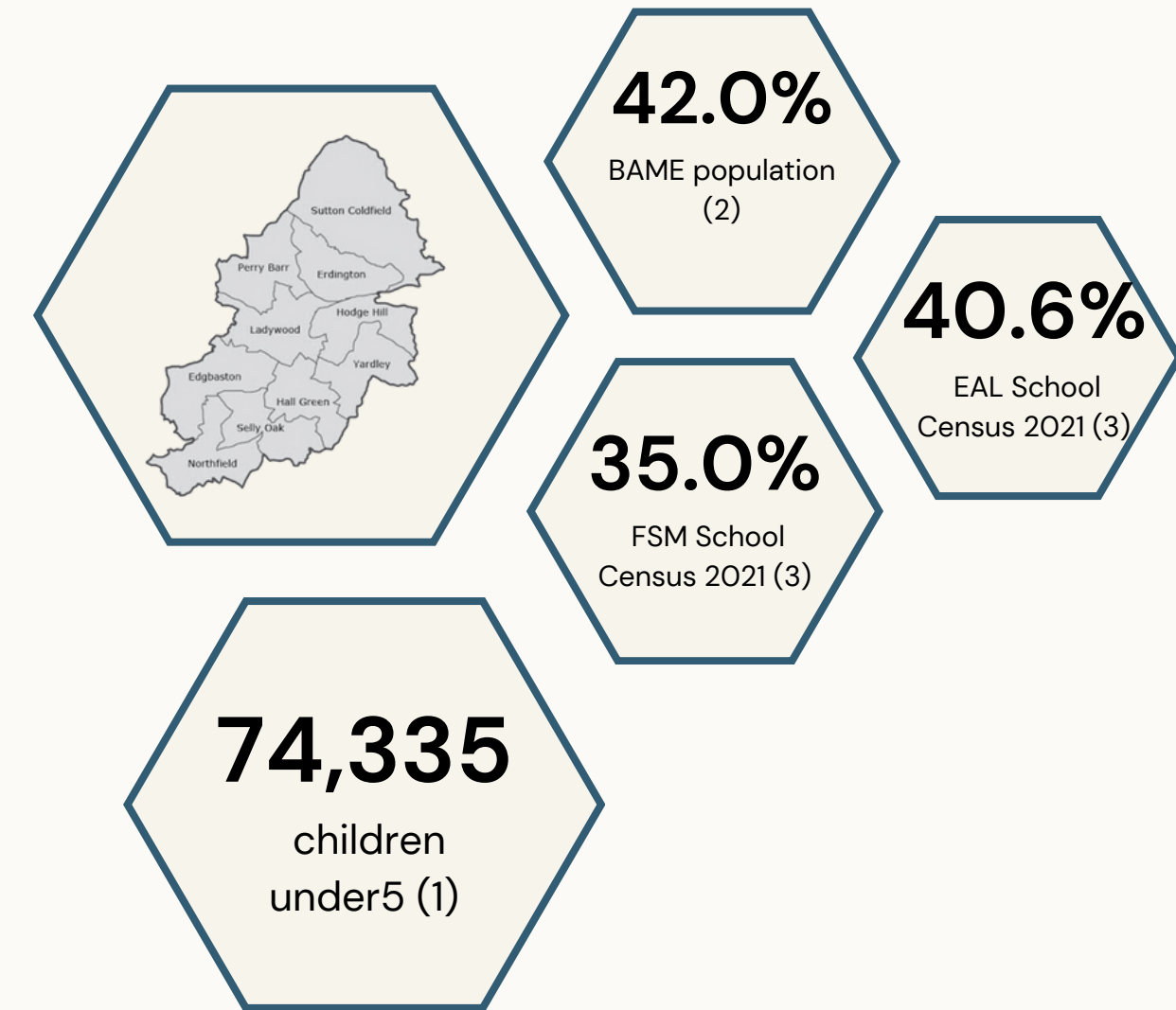
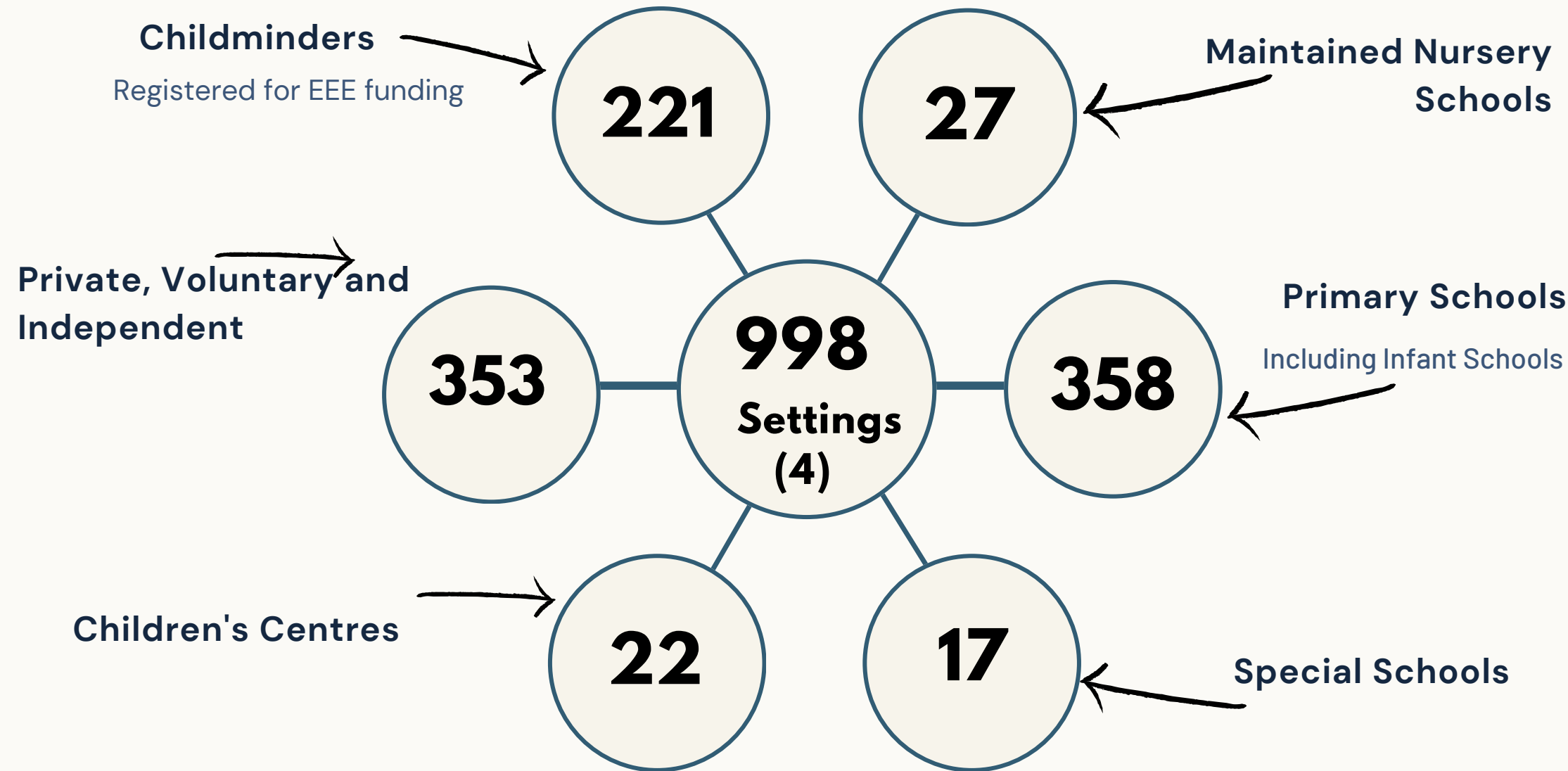


Edgbaston, Erdington, Hall Green, Hodge Hill, Ladywood, Northfield, Perry Barr, Selly Oak, Sutton Coldfield and Yardley



## City Districts and under 5's

|            |        |                  |       |
|------------|--------|------------------|-------|
| Edgbaston  | 5,087  | Northfield       | 6,726 |
| Erdington  | 7,108  | Perry Barr       | 7,566 |
| Hall Green | 8,306  | Selly Oak        | 5,821 |
| Hodge Hill | 10,393 | Sutton Coldfield | 4,854 |
| Ladywood   | 9,798  | Yardley          | 8,676 |

## March 2024

Birmingham has a population of 1,144,918 (1)



# Data Sources and Acronyms

Notes : Statistics highlighted in **red** indicate a percentage score lower than the national average.  
 Statistics highlighted in **orange** indicate a percentage score within 2% of the national average.  
 Statistics highlighted in **green** indicate a percentage score higher than the national average.

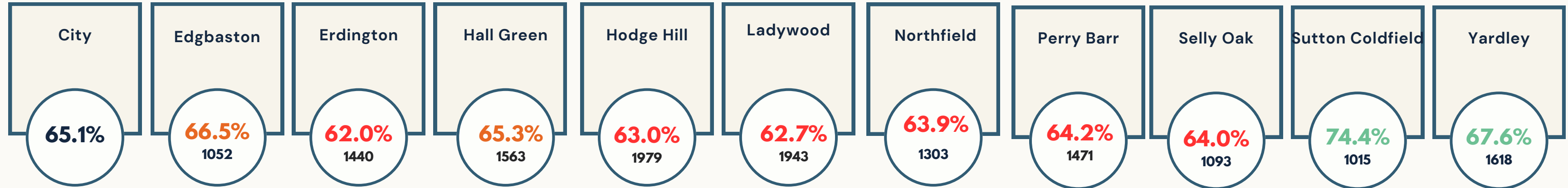
1. [2021 Census Data](#) (ONS Crown Copyright 2023)
2. [Birmingham Health Profiles 2019](#) (Birmingham.Gov.UK).
3. [Constituency Profiles](#) (Birmingham City Observatory July 2022).
4. Provision Type (Birmingham City Council: January 2024, BEYN Central Monitoring January 2024).
5. EEE Data from EYMIS: Early Years Data (Birmingham City Council).
6. Early Years Foundation Stage Profile Data 2023 (Birmingham City Council).
7. [Early Years Foundation Stage Data 2023](#) (Educational Statistics Gov.UK).
8. Maintained Nursery School Data Census Autumn 2023
9. Inclusion Support for Early Years Area SENCO Team Data Autumn 2023 (Birmingham City Council).
10. [Special Educational Needs in England 2022-2023](#) (Educational Statistics Gov.UK).

|       |   |
|-------|---|
| AST   | Area SENCO Team                             |
| BAME  | Black, Asian and Minority Ethnic            |
| CL    | Communication and Language                  |
| EAL   | English as an Additional Language           |
| EEE   | Early Education Entitlement                 |
| EHCP  | Education and Health Care Plan              |
| EYFS  | Early Years Foundation Stage                |
| IDACI | Income Deprivation Affecting Children Index |
| FSP   | Foundation Stage Profile                    |
| FSM   | Free School Meals                           |
| GLD   | Good Level of Development                   |
| ISEY  | Inclusion Support Early years funding       |
| MNS   | Maintained Nursery School                   |
| PVI   | Private, Voluntary and Independent          |
| SEND  | Special Educational Needs                   |
| SENCO | Special Educational Needs Coordinator       |
| SSPP  | SEND Support Provision Plan                 |

If you would like to know more about the data for your district please contact the network coordinators.

Down load available from  
[Birmingham Early Years Networks](#) website

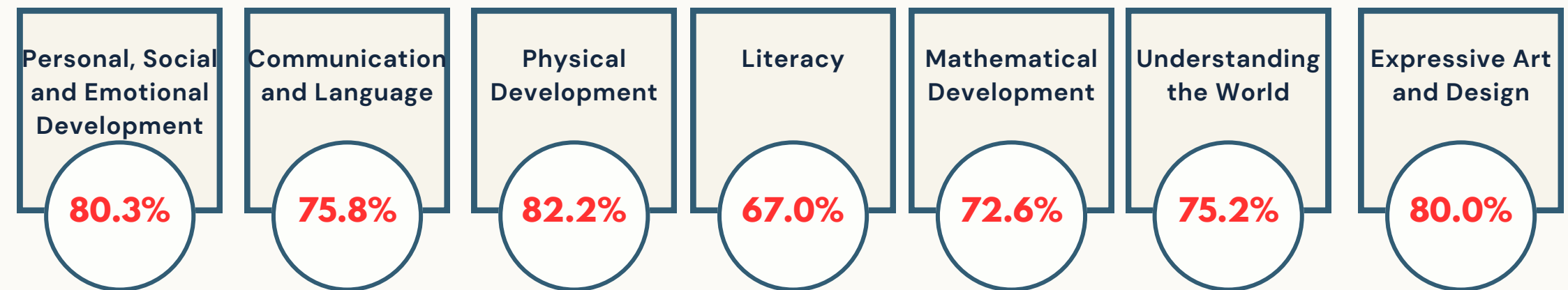
Edgbaston, Erdington, Hall Green, Hodge Hill, Ladywood, Northfield, Perry Barr, Selly Oak, Sutton Coldfield and Yardley



England: Good Level of Development 2022 - 65.2% (7)



GLD Birmingham: Girls - 72%, Boys - 58.5%, FSM - 58%, Non FSM - 68.5%, Autumn Born - 74.1%, Spring Born - 65.6%, Summer Born - 56.2%



GLD Birmingham: PSED - 80.3%, CL-75.8%, PD - 82.2%, Lit - 67.0%, MD - 72.6%, UW - 75.2%, EAD - 80% CL(7)  
 National : PSED - 83.2%, CL- 79.7%, PD - 85.2%, Lit - 69.7%, MD- 77.1%, UW - 80.3%, EAD - 85.0%

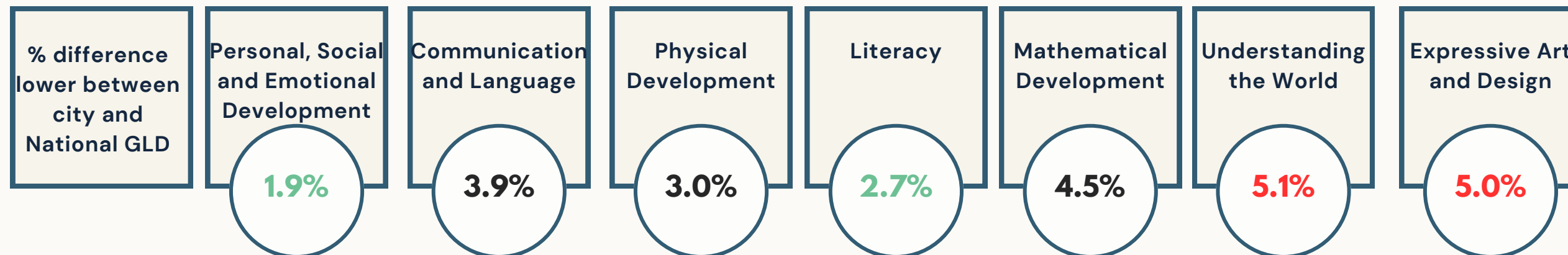
Foundation Stage Profile 2023 (6)

**14,867**

Number of Eligible Children

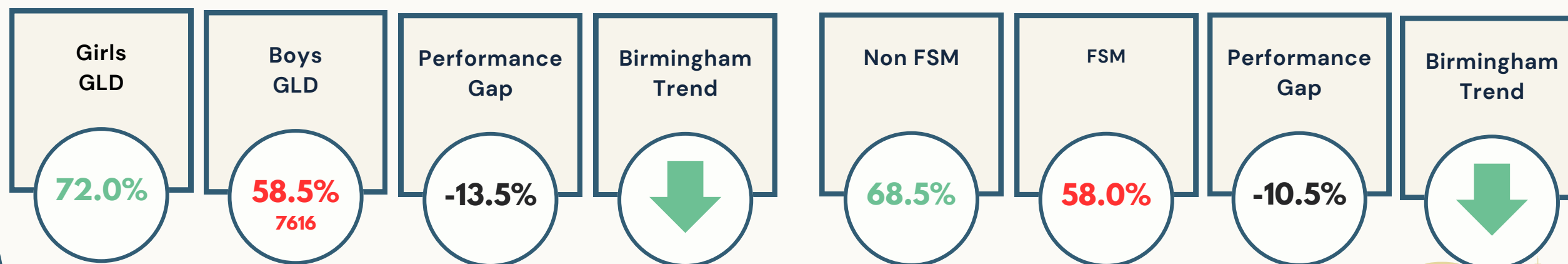
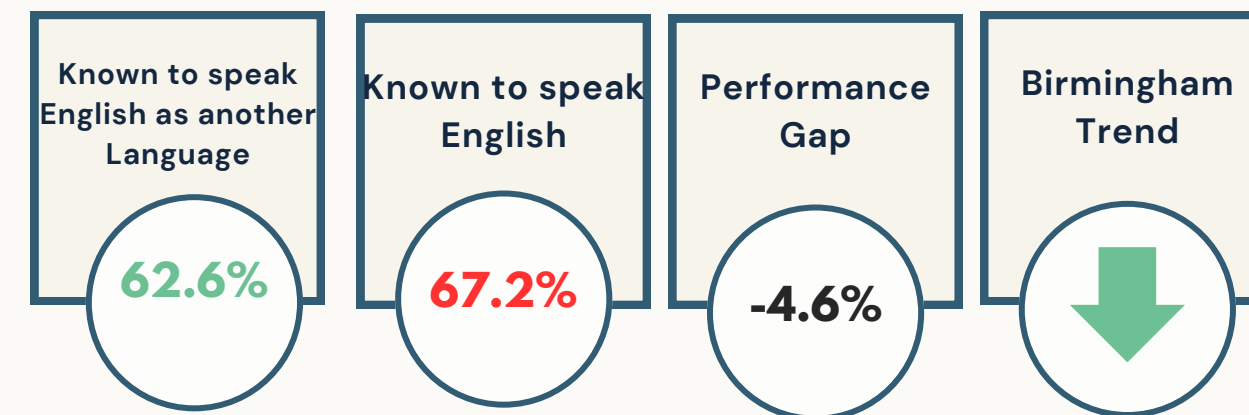
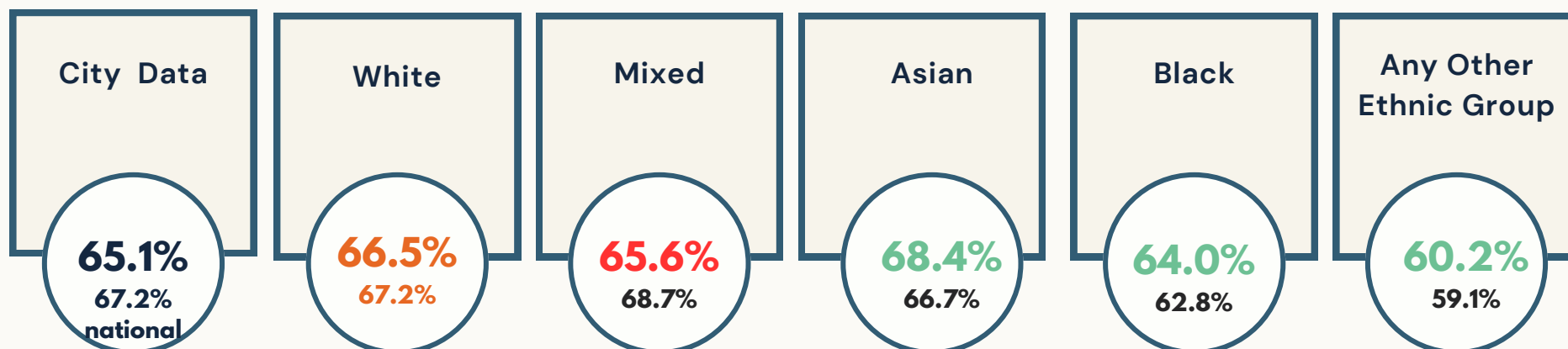


Edgbaston, Erdington, Hall Green, Hodge Hill, Ladywood, Northfield, Perry Barr, Selly Oak, Sutton Coldfield and Yardley



GLD Birmingham: PSED - 80.3%, CL-75.8%, PD - 82.2%, Lit - 67.0%, MD - 72.6%, UW - 75.2%, EAD - 80% CL(7)

National : PSED - 83.2%, CL- 79.7%, PD - 85.2%, Lit - 69.7%, MD- 77.1%, UW - 80.3%, EAD - 85.0%

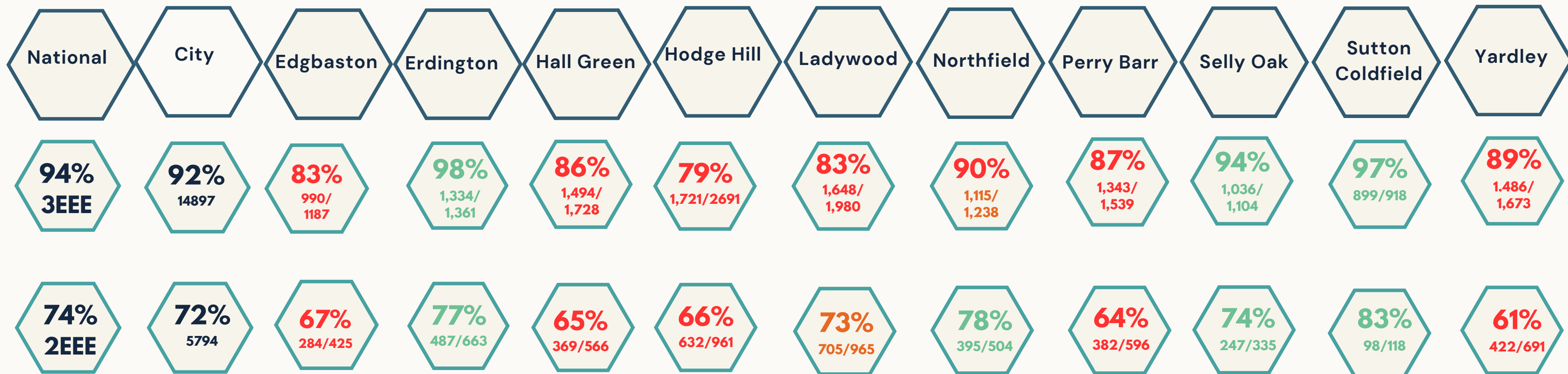


England: Good Level of Development 2022 - 65.2% (7)

Foundation Stage Profile 2023 (6)

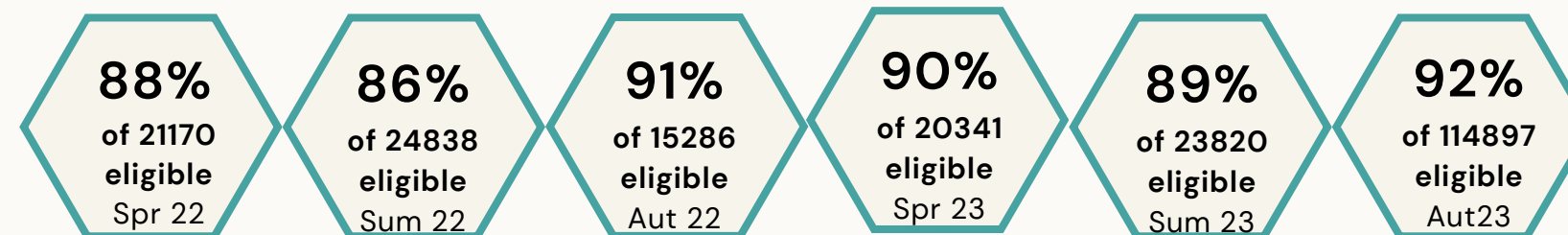
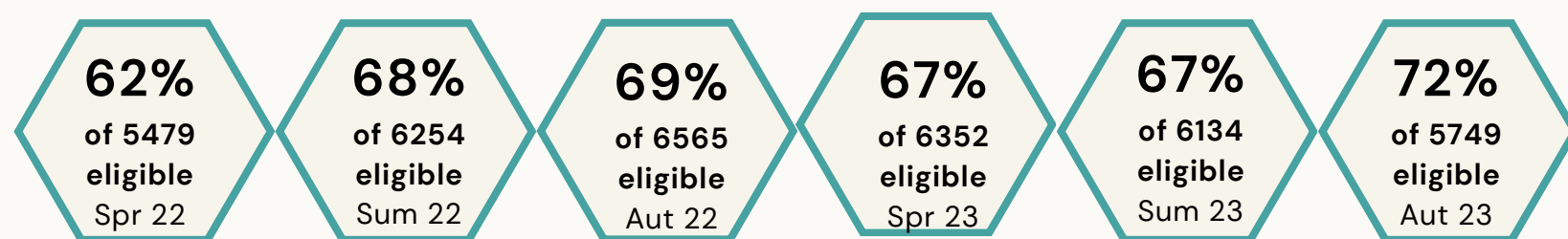


Edgbaston, Erdington, Hall Green, Hodge Hill, Ladywood, Northfield, Perry Barr, Selly Oak, Sutton Coldfield and Yardley



## 2 year Early Education Entitlement Uptake over 2 years (5)

## 3 year Early Education Entitlement Uptake over 2 years (5)



# EEE Uptake

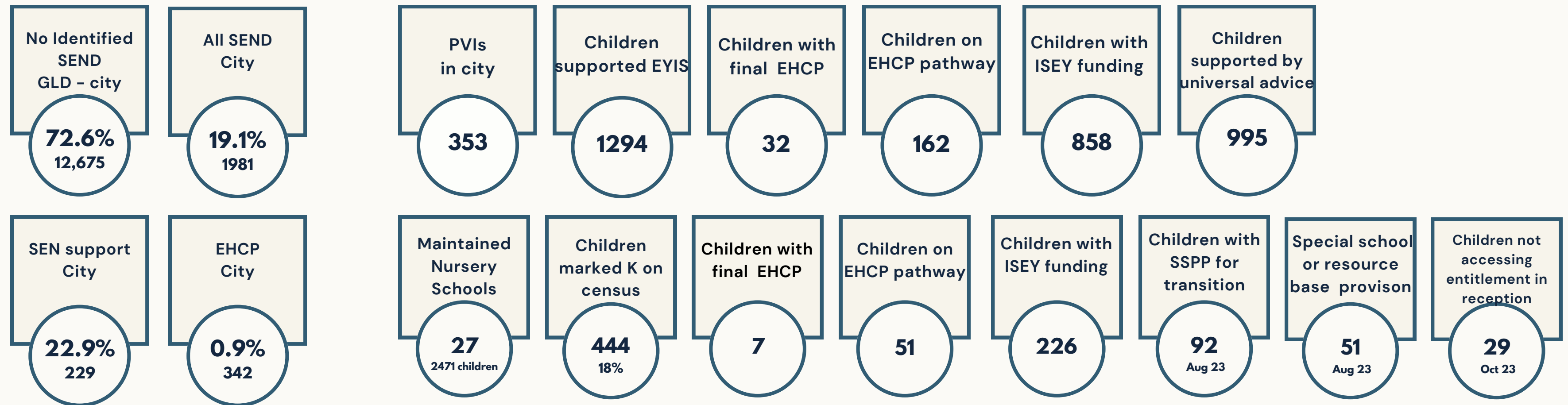
The Income Deprivation affecting Children Index (IDACI) measures the proportion of all children aged 0 to 15 living in income deprived families. Birmingham has 69 wards. 1 is the most deprived and 69 the least deprived.



Edgbaston, Erdington, Hall Green, Hodge Hill, Ladywood, Northfield, Perry Barr, Selly Oak, Sutton Coldfield and Yardley

MNS data Autumn 2023 according to district of child's school (8). PVI data AREA SENCO team according to district of child's home address. (9)

Universal advice for children not in receipt of ISEY with initial concerns or SSPP



In 2022, SEN continued to be more than twice as common amongst 3 and 4-year-olds registered for the 15-hour entitlement than the 30-hour entitlement (7.0% compared with 3.3%).

The percentage of 2-year-olds registered for the 15-hour entitlement who have SEN has increased from 3.1% in 2018 to 4.1% in 2022 (10)

## Special Educational Needs and Disability

Autumn 2023

